


SYLWRAP Case Study



Portable Horse Shower Burst Pipe Repair

Sylmasta and Showerking team up to provide a repair method for portable horse shower units with burst copper pipes caused by freezing temperatures



Defect

Showerking units are kept in unheated outbuildings. When not fully drained, copper pipe in the system can become prone to bursting during exceptionally cold weather.

When UK temperatures went as low as -15°C , several horse shower owners reported burst pipes, rendering their units unusable.

Fortunately, Showerking had already contacted Sylmasta about horse shower repair. Users with leaks were directed to the SylWrap product needed and had the repair process explained to them.

Solution

The smallest **SylWrap Standard Pipe Repair Kit** (SYL-106-NP) was ideally suited to the cramped space inside the unit and bends in the pipework

Loose material was first cleaned from the pipework. **Superfast Copper Epoxy Putty** was then kneaded by hand and applied, covering the crack.


Before the putty had fully hardened, a **SylWrap HD Pipe Repair Bandage** was wrapped over the entire leak area, forcing the putty into the crack for a permanent watertight seal.

Within five minutes, SylWrap HD cured to provide a rock hard shell which reinforced the repair and offered protection from future expansion.


Result

The repair took less than 30 minutes to complete and the SYL-106-NP Kit cost under £25, representing a significant cost saving on a new Showerking Unit at £180.

Freezing temperatures caused copper pipework in horse shower units which had not been fully drained to suffer from cracks and bursts



The pipe was cleaned of loose material before repair



Superfast Copper Epoxy Putty covered the crack



SylWrap HD forced the putty into the crack, creating a watertight seal and offering protection from future expansion of the pipe

